

# Pipeline

## MAIN PAGE

The role of the Pipeline is to automate the manipulations made manually by the Parametrist before delivery of a provider

- Import price
- Optimisation
- Creation of an installation executable

### create a repo on GIT for the import price

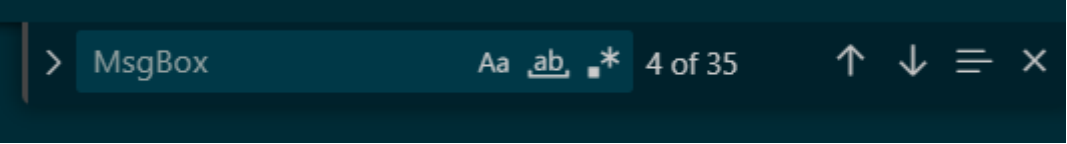
- "CustomerName-import-price"

To automate a tariff import, the existing VBS file must be used (if it exists) and the dialogues to the user must be deleted. The pipeline will only use the "-1" function which corresponds to a complete tariff import.

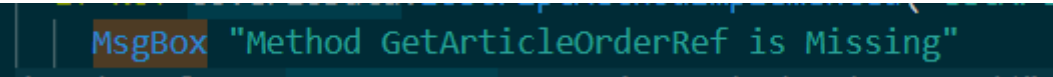
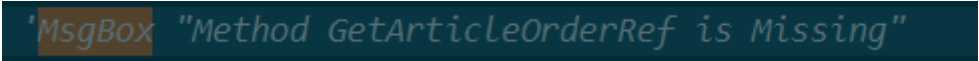
To do this, copy the import script (VBS) and rename it

- "CustomerName\_Pipeline.vbs"

Turn all dialog boxes into comments to do this type CTRL+F and search for "MsgBox".



then at each element found add ' in front to turn the command line into a comment. The text should turn grey

- Before 
- After 

Add constants to allow a silent mode for the execution

- Const SILENT\_MODE\_MENU\_CHOICE = ""
- Const SILENT\_MODE\_PROVIDER\_CHOICE = ""
- Dim SILENT\_MODE

```
32  Const MONO_PRICE_CLASS_IMPORT = 1
33  Const BI_PRICE_CLASS_IMPORT = 2
34  Const PROFILS_SHEET = "Profils"
35  Const PALETTE_SHEET = "Palettes"
36  Const ACCESSORIES_SHEET = "Accessoires"
37  Const BICOLOR_CLASS_SHEET = "BiColor"
38  Const PRICE_CLASS_SHEET = "Groupe Prix"
• 39  Const DECORS_SHEET = "DECOR.DB"
40  Const WEIGHT_SHEET = "Weight"
41
42  Const SILENT_MODE_MENU_CHOICE = ""
43  Const SILENT_MODE_PROVIDER_CHOICE = ""
44  Dim SILENT_MODE
45
```

After the menu choice add the silent mode forced codeline

### !!! also transform the menu choice line as a message

- 'menuChoice = InputBox(strMenu, PROVIDER\_GAMMUT\_NAME & " SCRIPT TOOL", "-1")
- If SILENT\_MODE\_MENU\_CHOICE <> "" then
- menuChoice = SILENT\_MODE\_MENU\_CHOICE
- SILENT\_MODE = true
- Else



